

Leave No Trace Principles for Kids Word Search

S X S A W D M L F X C O D A B
R F W E N X Q E Q B X L I W Z
O L I I L D P A N A D Q K O M
T R K R S P I V H S A R T N J
I R E C E K I E O G F W D K T
S T D S T V F C E Z L I X M E
I P H R P I X L N P L X U W E
V Q A G L E K P Z I E W X O N
B C E D I D C A C A R E F U L
E B L R T R K T L H Z P R U R
F I N D Q O D H E R S S K N A
W S A D G H Y S M Q U Q R P L

Below is our list of Leave No Trace Principles for Kids.

Find the CAPITALIZED words below in the word search above.

LEAVE NO TRACE PRINCIPLES for Kids

KNOW Before You Go

Choose the **RIGHT PATH**


TRASH Your Trash

Leave What You **FIND**


Be **CAREFUL** With **FIRE**

RESPECT WILDLIFE

Be **KIND** to Other **VISITORS**



Leave No Trace Principles for Kids



Below is our list of Leave No Trace Principles for Kids.

Find the CAPITALIZED words below in the word search above.

LEAVE NO TRACE PRINCIPLES for Kids


- KNOW** Before You Go
- Choose the **RIGHT PATH**
- TRASH** Your Trash
- Leave What You **FIND**
- Be **CAREFUL** With **FIRE**
- RESPECT WILDLIFE**
- Be **KIND** to Other **VISITORS**



Leave No Trace Board Game Instructions

Materials

- 1 game board copy per group of players*
- 1 die per group of players
- 1 playing piece for each Cub Scout



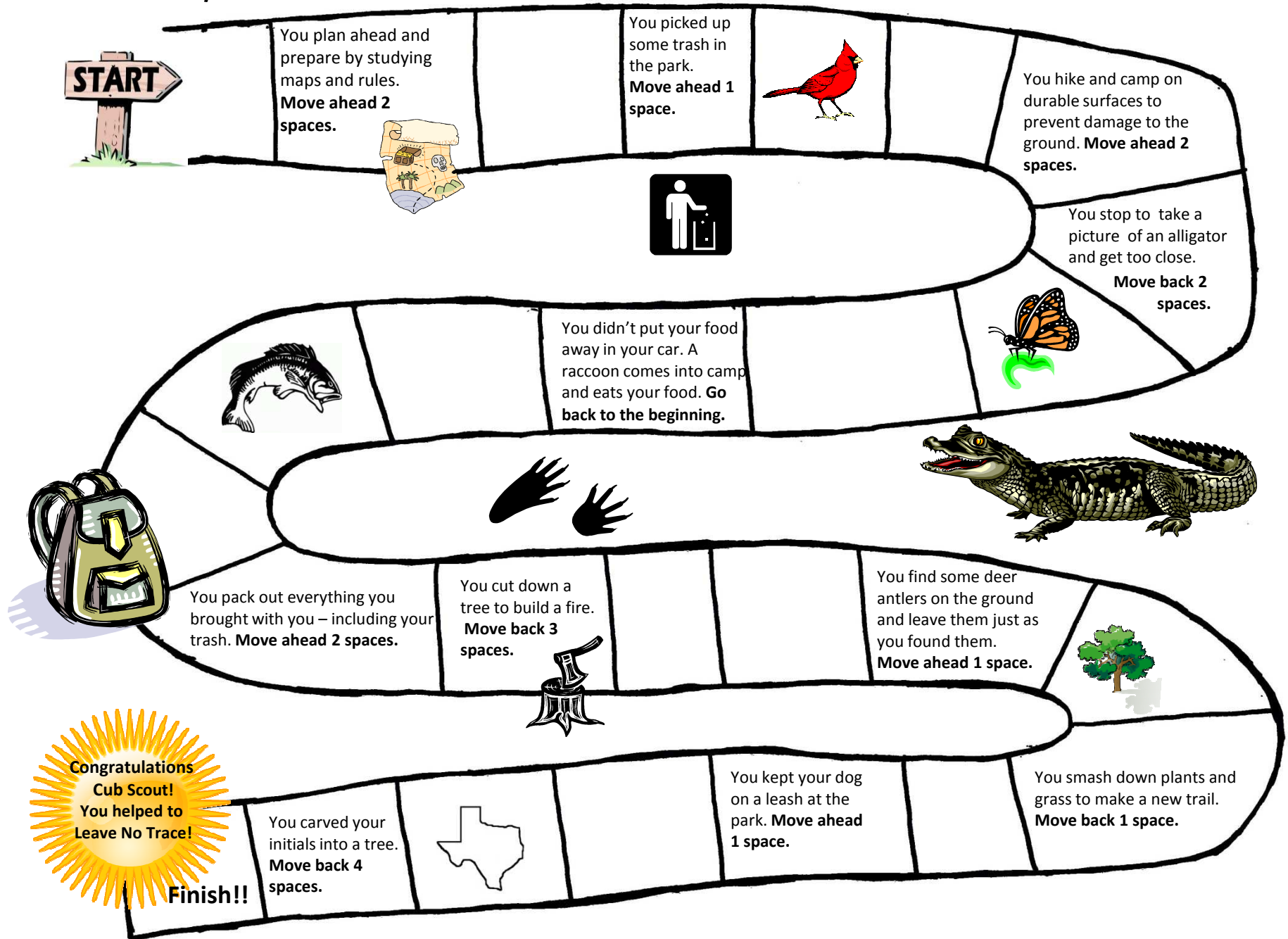
Divide the Cub Scouts into small groups to play this game.

Each Cub Scout will get a playing piece in order to mark their space on the game board as they play and place their piece on the “Start” space.

Each Cub Scout will take their turn to roll the die. Depending on the number that is rolled on the die, the Cub Scout will move that many places on the board. If the playing piece lands on a space with instructions, the instructions need to be followed (ie moving ahead or back a certain number of spaces).

Players begin on the “Start” space. The game ends when all players reach the “Finish” space. The winner is the first player to reach the “Finish” space, but play is continued until all players reach the “Finish” space.

Do your best to leave no trace!



START

You plan ahead and prepare by studying maps and rules. **Move ahead 2 spaces.**



You picked up some trash in the park. **Move ahead 1 space.**



You hike and camp on durable surfaces to prevent damage to the ground. **Move ahead 2 spaces.**



You stop to take a picture of an alligator and get too close. **Move back 2 spaces.**



You didn't put your food away in your car. A raccoon comes into camp and eats your food. **Go back to the beginning.**



You pack out everything you brought with you – including your trash. **Move ahead 2 spaces.**



You cut down a tree to build a fire. **Move back 3 spaces.**



You find some deer antlers on the ground and leave them just as you found them. **Move ahead 1 space.**



You kept your dog on a leash at the park. **Move ahead 1 space.**

You smash down plants and grass to make a new trail. **Move back 1 space.**

You carved your initials into a tree. **Move back 4 spaces.**




Finish!!

Congratulations Cub Scout! You helped to Leave No Trace!

Outdoor Code Puzzle Instructions

Materials:

copies of puzzles (separate ones for Tiger/Wolf/Bear and Webelos)
scissors
envelope (for storing pieces)



Instructions:

Distribute scissors and puzzles to cut out.

Have Cub Scouts cut out the puzzle out of the extra paper and then cut out the pieces on the lines. The envelope can be used to hold the puzzle pieces.

Once the Outdoor Code puzzle is cut out, they can see how quickly they can put their puzzle together and build the Outdoor Code.

The Outdoor Code

As an American, I will do my best to -

Be clean in my outdoor manners,

Be careful with fire,

Be considerate in the outdoors, and

Be conservation minded.

The Outdoor Code

As an American, I will do my best to -

Be clean in my outdoor manners,

Be careful with fire,

Be considerate in the outdoors, and

Be conservation minded.

Outdoor Code Opening

Materials:

Small posters with pictures on representing each part of the Outdoor Code.

Cubmaster or Den leader:

As an American I will do my best to -

Cub Scout #1: Be clean in my outdoor manners.

Cub Scout #2: Be careful with fire.

Cub Scout #3: Be considerate in the outdoors.

Cub Scout #4: Be conservation-minded.

Cubmaster or Den leader:

[Have Cub Scout repeat each line]

Cub Scouts, this is the Outdoor Code. Say each line together after I say it.

As an American, I will do my best to –

Be clean in my outdoor manners.

Be careful with fire.

Be considerate in the outdoors.

Be conservation minded.

Now let's say together the Pledge of Allegiance.

Outdoor Code Opening

(cut the lines out for each Cub Scout to read)

Cub Scout #1: As an American, I will do my best to:

Cub Scout #2: Be clean in my outdoor manners.

Cub Scout #3: Saying we will be clean in our outdoor manners means that we are courteous by taking with us any trash we might create while outdoors and helping to clean up any trash we see along the way. I am ready.

Cub Scout #4: Be careful with fire.

Cub Scout #5: We as Scouts follow the rules of fire safety and know when and where we can build a fire. We understand that each of us can help to prevent forest fires. I'll be careful!

Cub Scout #6: Be considerate in the outdoors.

Cub Scout #7: "When we go outdoors, we enter the world of the birds, wildlife, and nature that live there always. We are guests and we need to remember we are in their world. I will be considerate!

Cub Scout #8: And be conservation-minded.

Cub Scout #9: We can help protect the things we find in nature by leaving them there, staying on the paths and trails, and keeping it beautiful for others. I will do my part!

Nature Needs Respect



Materials:

Cards with pictures representing each line on one side with the words for the Cub Scout to say on the back of each card

Cubmaster or Den Leader: Nature needs respect. Let's see how we can respect the world in which we live.

Cub Scout #1: Respect Nature. Put your trash where it belongs – in a trash can. Garbage on the ground and in the water can hurt plants and animals.


Cub Scout #2: Respect Nature. Watch the weather. Watch animals and plants around us.

Cub Scout #3: Respect Nature. Stay on the trails. There's no need to crush plants and flowers or disturb animals.

Cub Scout #4: Respect Nature. Let wild animals be wild. Do not touch them or feed them.



Cub Scout #5: Respect Nature. Look for beauty and leave no trace.

Cubmaster or Den Leader: Let's say the Pledge of Allegiance and the Scout Oath.



Cub Scout #1:

Respect Nature. Put your trash where it belongs – in a trash can. Garbage on the ground and in the water can hurt plants and animals.



Cub Scout #2:

Respect Nature. Watch the weather. Watch animals and plants around us.



Cub Scout #3:

Respect Nature. Stay on the trails. There's no need to crush plants and flowers or disturb animals.



Cub Scout #4:

Respect Nature. Let wild animals be wild. Do not touch them or feed them.



Cub Scout #5:

Respect Nature. Look for beauty and leave no trace.

Respect for the Outdoors Opening

Materials:

flag

Cubmaster:

Who can tell me what the word "Respect" means?

[Cub Scouts may share ideas centering on how they treat other people – their parents, teachers and friends, for example. Let them know that those are good answers. Respect is showing regard for the worth of someone or something.]



What does it mean to show respect for the outdoors or for the earth?

[Hopefully the Cub Scouts will be able to apply their previous ideas of respect to people to respect for the outdoors and to the resources that we have on the earth. Have them come up with ideas of what they can do to show more respect for the outdoors. This discussion can be referred to at the end of the month when you discuss Leave No Trace. Cub Scouts can help protect the environment by remembering that while they are there, they are visitors. When we visit the outdoors, take special care of the area. Leave everything just as you find it.]

Please join me in the Pledge of Allegiance and the Scout Oath.

Allegiance to the Outdoors Closing

Cubmaster:

We are coming up on the time of the year when we use the outdoors more. We are hiking the trails or just going to the park. Each of us, as Cub Scouts, should be loyal to the outdoors just as we are to our country. Each Cub Scout should know and understand the Outdoor Code.



Cub Scout # 1:

As an American, I will do my best to be clean in my outdoor manners; I will keep my trash and garbage out of America's waters, fields, woods and roadways.

Cub Scout # 2:

Be careful with fire; I will build my fire in a safe place and be sure it is out before I leave.

Cub Scout # 3:

Be considerate of the outdoors; I will remember that the use of the outdoors is a privilege I can lose by abuse.

Cub Scout # 4:

And be conservation minded; I will learn to practice good conservation of soil, waters, forests, minerals, grasslands, and wildlife and I will urge others to do the same.

Secrets in Nature Closing

Cubmaster:

No matter where you live, there is a world of undiscovered secrets of nature waiting to be explored. Farmers and naturalists are students of nature. A naturalist stands like Columbus on the prow of his ship, with a vast continent before him. The main difference is that the naturalist's world can be at his feet. It is as near as your back yard, a nearby park, the woods, or the fields of a local farm. All kinds of insects, birds, plants, and other forms of life inhabit these lands. Continue exploring the world of nature and you will find many wonderful things that we have on this earth to enjoy.



Drawing the Outdoor Code

Materials:

Manila paper or copier paper for each Cub Scout

Markers/crayons

Cubmaster or Den leader:


We've talked a little bit about the Outdoor Code.

Let me read it to you again. [Read the Outdoor Code (below).]

"As an American I will do my best to -

- Be clean in my outdoor manners
- Be careful with fire
- Be considerate of others
- Be conservation minded"

I want you to think about what these lines mean.



Instructions:

1. Pass out paper and markers/crayons to the Cub Scouts.
2. Explain to the Cub Scouts to fold their papers in half – to divide the paper into two sections on each side of the paper. They can number each section 1-4.
3. In section 1, have them draw what they think "Be clean in my outdoor manners" means.
4. In section 2, have them draw what they think "Be careful with fire" means.
5. In section 3, have them draw what they think "Be considerate of others" means.
6. In section 4, have them draw what they think "Be conservation minded" means.
7. Have them each share why they drew what they drew in each section.

Rearrange – Leave No Trace Principles for Kids

Materials:

7 craft sticks for each Cub Scout

Pencils/Markers

Small posters of the Leave No Trace Principles for Kids (1 for 10 Cub Scouts)

Small rubber band (for holding finished craft sticks together)

Instructions:

1. Explain to the Cub Scouts that they are going to learn the Leave No Trace Principles for Kids.
2. Show one of the small posters with the Leave No Trace Principles for Kids and repeat it with them and show them how the Leave No Trace Principles for Kids has 7 lines.
3. Pass out the craft sticks and markers/pencils.
4. It may take time, but have each Cub Scout write each line of the Leave No Trace Principles for Kids on one of the craft sticks (if a line takes both the front and back of the craft stick, that is fine).
5. The finished sticks may look something like the following:

Know Before You Go

choose the Right Path

Trash Your Trash

Leave What You Find

Be Careful with Fire

Respect Wildlife

Be Kind to Other Visitors

6. The Cub Scouts can then put the Leave No Trace Principles for Kids in the correct order, repeat it while removing certain sections, etc.

7. Cub Scouts can use the rubber band to hold their craft sticks together.

Outdoor Code Opening

Materials:

Small posters with pictures on representing each part of the Outdoor Code.

Cubmaster or Den leader:

As an American I will do my best to -

Cub Scout #1: Be clean in my outdoor manners.

Cub Scout #2: Be careful with fire.

Cub Scout #3: Be considerate in the outdoors.

Cub Scout #4: Be conservation-minded.

Cubmaster or Den leader:

[Have Cub Scout repeat each line]

Cub Scouts, this is the Outdoor Code. Say each line together after I say it.

As an American, I will do my best to –

Be clean in my outdoor manners.

Be careful with fire.

Be considerate in the outdoors.


Be conservation minded.

Now let's say together the Pledge of Allegiance.



Cub Scout #1:

Be clean in my outdoor manners.



Cub Scout #2:

Be careful with fire.



Cub Scout #3:

Be considerate in the outdoors.



Cub Scout #4:

Be conservation-minded.

The Four Cs Discussion

Materials:

4 C words (Clean, Careful, Considerate, Conservation-minded) printed on paper

Instructions:

1. Have Cub Scouts sit in a circle on the floor.
2. Tell the boys that today we're going to work on memorizing the OUTDOOR code. It is important that they remember that it is called the OUTDOOR code.
3. First off, run through the 4 C words in the Outdoor Code – clean, careful, considerate and conservation-minded. Show the small signs if needed. Say it again. Have them join you and have everyone say it together – many times. **“Clean, careful, considerate, conservation-minded.”** Have them say it as a group several times without using the cards.
4. Since we are learning the Outdoor Code it's really easy to add after the word clean, “in my outdoor manners” and after considerate we add, “in the outdoors.” Have the group say, the 4 C words, but add “in my outdoor manners” after clean and “in the outdoors” after considerate.
5. Now, go around the circle and have each boy say just the four words. If they aren't perfect, that's OK, we're going to keep trying.
6. Now we'll add the first part of the Outdoor Code. It's kind of like the Scout Oath. It goes, “As an American, I will do my best to...” Let's say those 4 C words together again. Then say them with the beginning added and with the “in my outdoor manners” added.
7. How fast can we say those 4 words? “Clean, careful, considerate, conservation-minded.” Say them again.
8. In the outdoors, what is something that we need to be careful with? Fire! So we add “with fire” after the word careful. Say it now together...

“As an American, I will do my best to...

Be clean in my outdoor manners.

Be careful with fire.

Be considerate in my outdoor manners and

Be conservation-minded.”

Say the Outdoor Code several times as a group and then ask “Who wants to say the Outdoor Code?” Go around the circle and give them each a chance to say it by themselves.

Clean

Careful

Considerate

**Conservation
-minded**

Drawing the Outdoor Code


Materials:

Manila paper or copier paper for each Cub Scout

Markers/crayons

Instructions:

1. Pass out paper and markers/crayons to the Cub Scouts.
2. Explain to the Cub Scouts to fold their papers in half – to divide the paper into two sections on each side of the paper. They can number each section 1-4.
3. In section 1, have them draw what they think “Be clean in my outdoor manners” means.
4. In section 2, have them draw what they think “Be careful with fire” means.
5. In section 3, have them draw what they think “Be considerate in the outdoors” means.
6. In section 4, have them draw what they think “Be conservation-minded” means.
7. Have them each share why they drew what they drew in each section.



Leave No Trace Pledge Closing

Materials:

Leave No Trace closing cards

Six Cub Scouts to hold cards and read the cards

Cubmaster: I promise to practice the Leave No Trace Principles for Kids wherever I go:

Cub Scout #1: Know Before You Go

Cub Scout #2: Choose the Right Path

Cub Scout #3: Trash Your Trash

Cub Scout #4: Leave What You Find

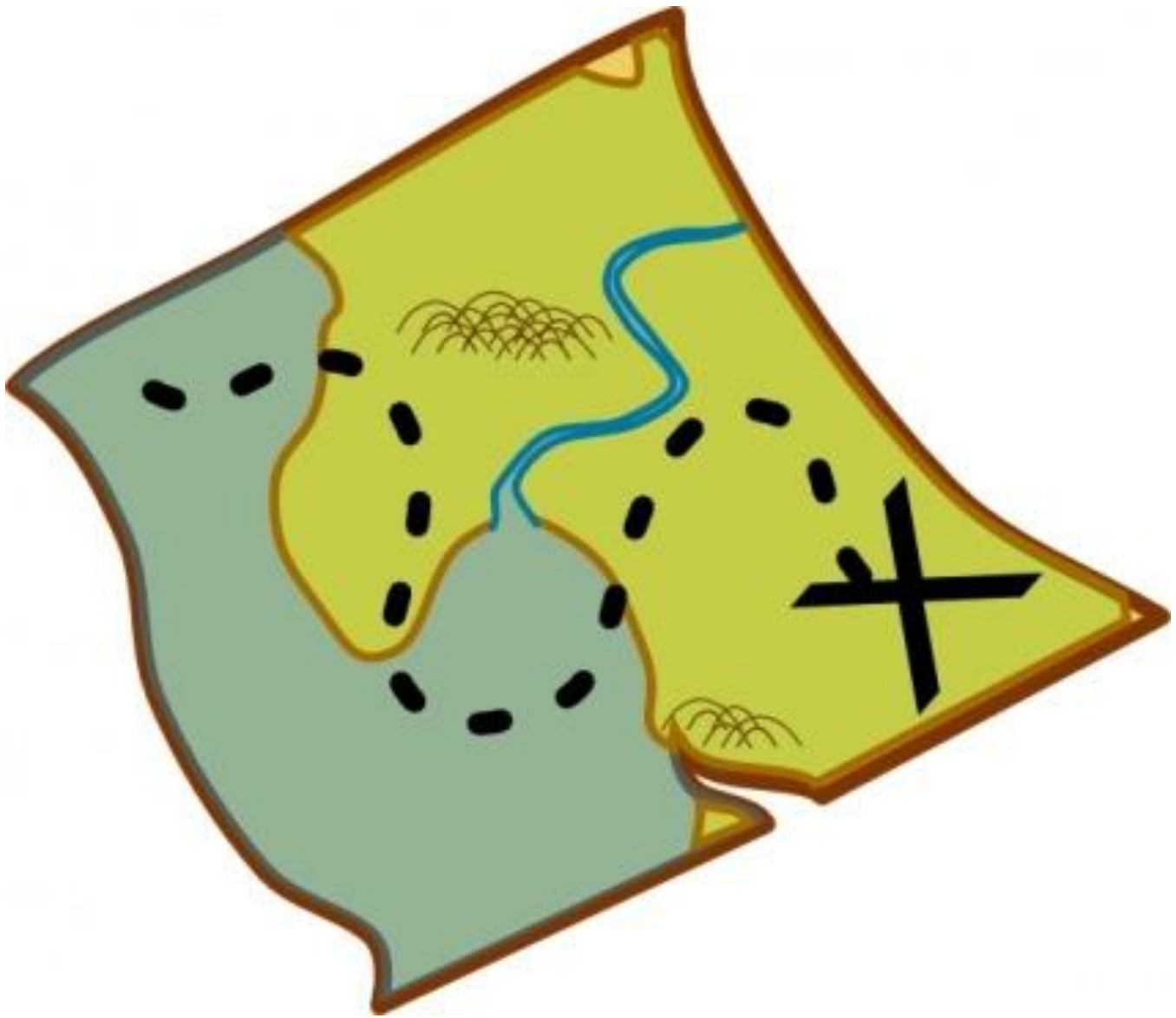
Cub Scout #5: Be Careful with Fire

Cub Scout #6: Respect Wildlife

Cub Scout #7: Be Kind to Other Visitors

Thank you, Cub Scouts! Remember to Leave No Trace!







Cub Scout #1: Know Before You Go



Cub Scout #2: Choose the Right Path




Cub Scout #3: Trash Your Trash



Cub Scout #4: Leave What You Find



Cub Scout #5: Be Careful With Fire



Cub Scout #6: Respect Wildlife



Cub Scout #: Be Kind to Other Visitors