

# Cub Scout Den Meeting Outline

Month: **December**

Week: **3**

Point of the Scout Law: **Cheerful**

	Tiger	Wolf	Bear	Webelos	Arrow of Light
Before the Meeting	Gather materials for gathering and other activities, games and have home assignments (if any) ready.	Gather materials for gathering and other activities, games and have home assignments (if any) ready.	Gather materials for gathering and other activities, games and have home assignments (if any) ready.	Gather materials for gathering and other activities, games and have home assignments (if any) ready.	Gather materials for gathering and other activities, games and have home assignments (if any) ready.
Gathering	Hidden Pictures: Decorating for the Holidays				
Opening	Season of Lights Opening				
Activities/Project	Gingerbread Boy Ornaments				
Game	Caterpillar Relay				
Business items/Take home	None	None	None	None	None
Closing	Happy Holidays Closing				
After the meeting					

**Materials:**

Gathering: copies of Hidden Pictures, pencils, crayons/markers

Opening: flag

Project/Activity: instructions, gingerbread boy template, scissors, glue, wiggly eyes, light brown construction paper, yarn, hole punch, crayons/markers

Game/Song: none

Closing: word strips

Home assignments: none

Advancement:

Tiger - None

Wolf – None

Bear – None

Webelos – None

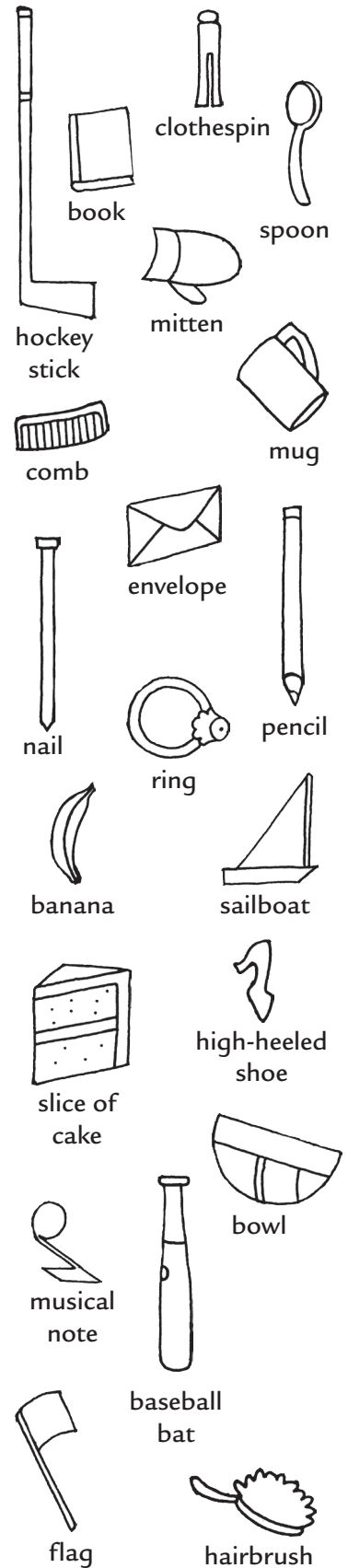
Arrow of Light – None

# Hidden Pictures®

## Decorating for the Holidays

By Sally Springer

Can you find these hidden objects?



In this big picture, find the baseball bat, bowl, mug, mitten, hockey stick, comb, slice of cake, high-heeled shoe, spoon, musical note, nail, clothespin, pencil, ring, book, banana, sailboat, flag, envelope, and hairbrush.

## Season of Lights Opening

### Cubmaster:

This is the season of lights. It is a time when the days are shorter and the nights are longer and sometimes cold. But, somehow, things seem brighter. Shopping centers are bright with holiday lights. Many homes have lights to light the way for the Christ Child. Others have candles burning to commemorate the miracle of the oils of Hanukkah. Even the stars in the winter sky seem brighter.



The most brilliant light comes from the Cub Scouts as they live the Cub Scout Promise and Law of the Pack.

Let us all stand and say the Pledge of Allegiance, the Scout Oath and the Scout Law.



## Gingerbread Boy Ornaments

### Materials:

Copies of Gingerbread Boy template (1 per Cub Scout)

Hole punch

Crayons/Markers

Glue

6" piece of yarn

Wiggly eyes (2 per Cub Scout)

Light Brown construction paper (1 sheet per Cub Scout)


Scissors

Pencil




### Instructions:

1. With scissors, cut out the Gingerbread boy template.
2. Using a pencil, trace the cut out template onto the brown construction paper.
3. With markers/crayons, decorate the gingerbread boy.
4. Glue on the wiggly eyes. Finish decorating.
5. Punch a hole in the top of the boy's head.
6. Thread the small piece of yarn through the punched hole.



## Caterpillar Relay



### Materials

None

### Instructions

1. In advance, determine a starting line and a finish line about 10 feet away from the starting line.
2. Divide the Cub Scouts into teams of 6-8 Cub Scouts.
3. Have the first Cub Scout on each team bend down and place his hands on the ground. At least one hand must be touching the ground at all times during the race.
4. The Cub Scouts behind the first Cub Scout reach down and grab the ankles of the person in front of them.
5. At the “go” signal, the team must move together to get to the finish line. If players detach they must stop where they are and together count to three before they can attach again and keep going.
6. The first team to have all of its players get past the finish line (while still attached to each other) wins.

### Variations:

If 10 feet is not far enough, make the finish line farther away. The penalty for becoming detached could also be changed. They could have to go back to the starting line or do something else.

**Core Values:** Health & Fitness, Cooperation, Honesty

# Happy Holiday Closing

## Materials:

Word strips for Cub Scouts

**Cub Scout #1:** As Cub Scouts of the Blue and Gold...

**Cub Scout #2:** We have had a great year – so we've been told.

**Cub Scout #3:** We now have holidays to celebrate

**Cub Scout #4:** No matter how, they will be great!

**Cub Scout #5:** We'll give good will in many ways...

**Cub Scout #6:** We'll do our best and have some Happy Holidays!!



## **Happy Holidays Closing**

**(cut and distribute for 7 Cub Scouts to read)**

**Cub Scout #1:** As Cub Scouts of the Blue and Gold...

**Cub Scout #2:** We have had a great year – so we've been told.

**Cub Scout #3:** We now have holidays to celebrate

**Cub Scout #4:** No matter how, they will be great!

**Cub Scout #5:** We'll give good will in many ways...

**Cub Scout #6:** We'll do our best and have some Happy Holidays!!